

Scaled data based on original data using
LM-79-08 Approved Method: Electrical and Photometric Measurements of Solid-
State Lighting Products

Test Report Prepared for
Cooper Lighting Solutions
(formerly Eaton)

Brand: INVUE

Report Number: P401252

Luminaire Tested: **ENV-SA1C-727-U-SL2**

Issue Date: 5/20/2020

Test Information

Test Method: LM-79-08
Report Number: P401252
TEST IS SCALED FROM IESNA LM-79-08 TEST DATA (G1-2004-754-1)
Test Lab: INNOVATION CENTER
Issue Date: 5/20/2020
Manufacturer: COOPER LIGHTING SOLUTIONS (FORMERLY EATON)
Product Line: INVUE
Catalog Number: ENV-SA1C-727-U-SL2
Description: ENTRI LED LUMINAIRE
(1) 70 CRI, 2700K, 615mA LIGHTSQUARE WITH 16 LEDS AND TYPE II SPILL LIGHT ELIMINATOR OPTICS
Light Source: -
Ballast/Driver: ELECTRONIC DRIVER

Summary

Lumens per Lamp: N/A
Luminaire Lumens: 3726 lumens
Efficiency: N/A
Efficacy: 111.9 lumens/watt
Luminous Opening: Rectangular (W 0.5' x L: 0.5' x H: 0')
IES Classification: Type III - Medium - Non-Cutoff
BUG Rating: B1 - U0 - G1

Input Watts (W): 33.3
Input Voltage (V): NR
Input Current (Ain): NR
Voltage Rise (V): NR
Power Factor: NR
Total Harmonic Distortion (THDi): NR
Frequency (hertz): 60
Stabilization Time: NR
Operation Time: NR
Ambient Temperature (°C): NR
Test Distance: 25 FT

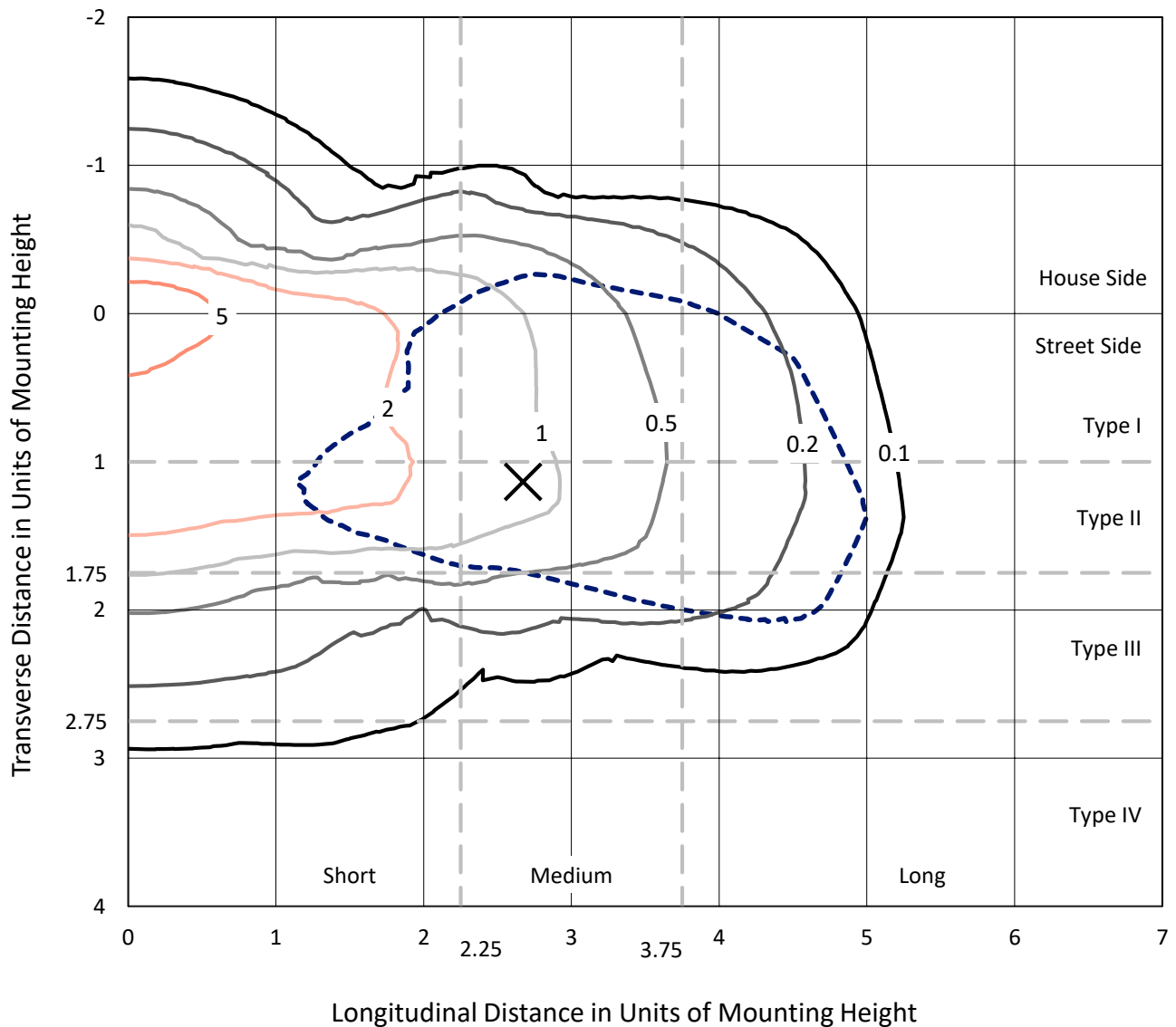


REPORT NUMBER: P401252

CATALOG NUMBER: ENV-SA1C-727-U-SL2

Iso-Footcandle Lines of Horizontal Illumination

× Max cd
 - - - 1/2 Max cd

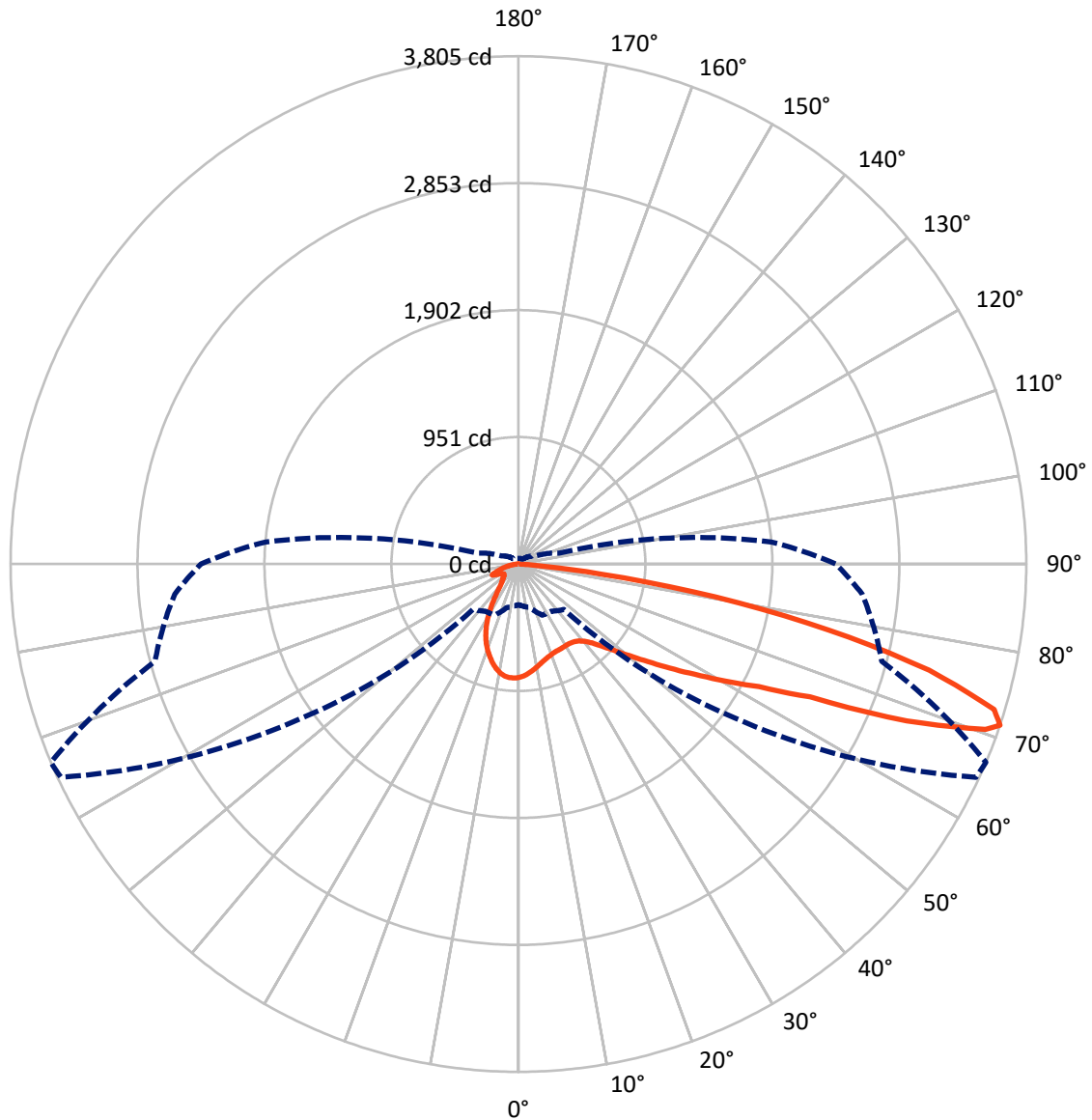


Based on 10 foot mounting height. Maximum calculated value = 8.5 fc
 Type III - Medium - Non-Cutoff

REPORT NUMBER: P401252

CATALOG NUMBER: ENV-SA1C-727-U-SL2

Luminous Intensity Polar Plot



— Vertical Plane Through 67-Deg Lateral - - - Horizontal Cone Through 71-Deg Vertical

REPORT NUMBER: P401252

CATALOG NUMBER: ENV-SA1C-727-U-SL2

FLUX DISTRIBUTION:

		Downward	Upward	Total
House Side	Lumens	763.3	0.0	763.3
	% Fixture	20.5	0.0	20.5
Street Side	Lumens	2962.6	0.0	2962.6
	% Fixture	79.5	0.0	79.5
Total	Lumens	3726.0	0.0	3726.0
	% Fixture	100.0	0.0	100.0

Coefficient of Utilization

ZONAL LUMENS:

Zone	Lumens	% Fixture
0°-10°	75.3	2.0
10°-20°	185.0	5.0
20°-30°	249.8	6.7
30°-40°	329.0	8.8
40°-50°	468.6	12.6
50°-60°	715.9	19.2
60°-70°	893.9	24.0
70°-80°	721.5	19.4
80°-90°	87.0	2.3
90°-100°	0.0	0.0
100°-110°	0.0	0.0
110°-120°	0.0	0.0
120°-130°	0.0	0.0
130°-140°	0.0	0.0
140°-150°	0.0	0.0
150°-160°	0.0	0.0
160°-170°	0.0	0.0
170°-180°	0.0	0.0
0°-90°	3726.0	100.0
0°-180°	3726.0	100.0



REPORT NUMBER: P401252

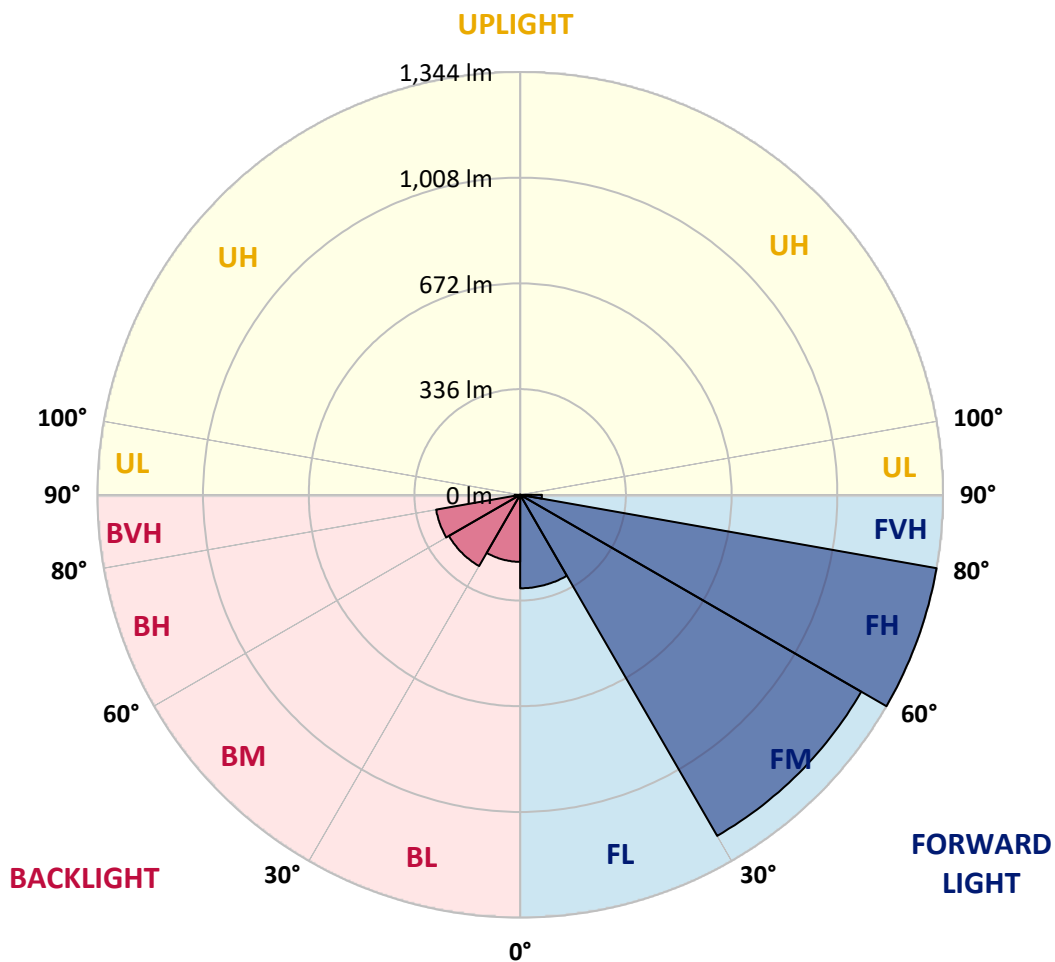
CATALOG NUMBER: ENV-SA1C-727-U-SL2

LUMINAIRE CLASSIFICATION SYSTEM LUMEN TABLE AND BUG RATING:

Zone		Lumens	% Fixture	Zone Rating/Lumen Limit		
				B	U	G
FL	(0°-30°)	297.1	8.0			
FM	(30°-60°)	1252.0	33.6			
FH	(60°-80°)	1344.2	36.1			G1/1800
FVH	(80°-90°)	69.4	1.9			G1/100
BL	(0°-30°)	213.0	5.7	B1/500		
BM	(30°-60°)	261.5	7.0	B1/1000		
BH	(60°-80°)	271.2	7.3	B1/500		G1/500
BVH	(80°-90°)	17.6	0.5			G1/100
UL	(90°-100°)	0.0	0.0		U0/0	
UH	(100°-180°)	0.0	0.0		U0/0	

BUG Rating: B1-U0-G1

Type III Medium





REPORT NUMBER: P401252

CATALOG NUMBER: ENV-SA1C-727-U-SL2

CANDELA DISTRIBUTION (FULL):

	0°	5°	15°	25°	35°	45°	55°	65°	67°	75°	85°
0°	849.6	849.6	849.6	849.6	849.6	849.6	849.6	849.6	849.6	849.6	849.6
2.5°	801.4	805.1	805.6	813.2	815.8	824.4	829.2	837.3	838.4	843.2	846.4
5°	749.3	749.9	753.1	759.5	769.7	785.3	797.1	816.9	820.7	834.6	846.9
7.5°	702.7	705.3	710.7	720.4	732.2	750.4	768.6	796.0	801.4	823.9	847.5
10°	671.0	673.7	678.0	688.7	700.5	720.9	742.9	774.5	780.4	811.5	845.9
12.5°	645.8	648.5	651.7	663.5	676.4	696.8	719.3	754.7	760.6	796.5	842.1
15°	629.2	629.7	634.0	643.7	658.1	678.0	700.5	737.0	744.0	784.7	841.0
17.5°	619.0	620.1	623.8	631.3	644.2	663.5	685.5	722.5	730.6	775.1	841.6
20°	619.5	620.6	622.7	625.4	634.5	651.2	674.2	711.8	719.8	769.2	845.3
22.5°	630.8	631.3	631.9	628.1	631.3	643.1	665.6	704.3	712.8	766.5	849.6
25°	652.2	652.2	651.2	642.6	635.6	640.4	660.8	701.6	710.2	764.3	853.9
27.5°	681.7	683.9	678.5	668.3	652.2	644.2	659.7	699.4	708.0	764.3	856.1
30°	722.0	723.0	720.9	707.5	681.2	659.2	663.0	697.8	706.4	763.3	856.6
32.5°	762.7	766.0	768.6	756.8	725.2	686.0	675.8	700.0	707.5	762.7	855.0
35°	804.0	806.2	819.1	816.9	782.6	726.3	696.8	708.6	715.0	765.4	856.1
37.5°	839.4	844.3	863.0	877.5	850.7	781.0	732.7	727.3	731.1	778.8	862.0
40°	877.5	884.5	912.4	939.7	927.9	849.6	783.7	761.1	760.1	803.5	876.4
42.5°	920.4	928.5	964.4	1004.1	1007.9	937.1	851.8	808.9	807.8	845.9	908.1
45°	970.8	978.4	1027.2	1074.4	1097.4	1034.7	935.4	876.4	877.0	904.9	958.5
47.5°	1033.1	1044.9	1092.1	1152.1	1193.4	1144.6	1036.8	970.8	966.6	993.9	1041.1
50°	1120.5	1130.2	1169.3	1227.8	1300.2	1277.7	1164.5	1084.6	1081.3	1094.2	1151.6
52.5°	1212.2	1215.4	1234.2	1294.8	1416.6	1439.1	1321.6	1225.6	1213.3	1220.3	1288.9
55°	1217.6	1224.6	1236.9	1313.6	1521.2	1632.7	1494.9	1391.9	1375.8	1371.0	1445.0
57.5°	1106.0	1117.3	1133.4	1232.6	1525.5	1856.4	1741.1	1586.1	1557.1	1533.0	1611.8
60°	869.5	884.0	913.5	1035.2	1416.6	1984.1	2152.0	1803.8	1778.1	1696.0	1774.9
62.5°	628.6	634.5	663.0	717.7	1124.3	1991.6	2580.0	2088.1	2024.3	1854.8	1915.4
65°	506.3	516.0	524.6	524.0	665.6	1766.3	2864.3	2593.9	2401.4	2032.3	2069.9
67.5°	417.3	420.5	441.4	477.9	452.7	1091.0	2892.7	3333.1	3137.8	2271.6	2253.3
70°	348.6	349.7	370.6	436.1	433.4	563.2	2425.5	3758.4	3711.2	2664.2	2540.3
71°	305.2	314.3	337.4	422.1	431.2	481.1	2060.8	3780.9	3804.5	2818.1	2584.8
72.5°	240.3	240.3	273.0	387.3	435.0	444.1	1518.5	3658.1	3726.2	2993.0	2507.6
75°	141.1	140.0	157.7	269.8	444.7	442.5	829.2	3040.2	3178.1	3024.7	2320.9
77.5°	79.4	81.0	90.6	150.2	352.9	424.8	476.3	2213.6	2376.2	2530.1	1962.6
80°	36.5	38.6	45.6	72.9	208.1	366.9	340.1	1437.5	1499.2	1520.6	927.4
82.5°	9.7	10.7	13.9	27.9	80.5	250.0	251.6	601.8	621.7	359.4	199.0
85°	0.0	0.0	0.0	0.0	1.1	30.6	71.3	108.3	90.1	47.7	40.8
87.5°	0.0	0.0	0.0	0.0	0.0	1.1	1.6	2.1	2.1	2.1	2.7
90°	0.0	0.0	0.0	0.0	0.0	0.0	0.0	0.0	0.0	0.0	0.0



REPORT NUMBER: P401252

CATALOG NUMBER: ENV-SA1C-727-U-SL2

CANDELA DISTRIBUTION (continued):

	90°	95°	105°	115°	125°	135°	145°	155°	165°	175°	180°
0°	849.6	849.6	849.6	849.6	849.6	849.6	849.6	849.6	849.6	849.6	849.6
2.5°	849.1	851.2	855.0	854.5	853.4	846.9	850.7	846.9	846.4	844.8	845.3
5°	851.2	854.5	856.6	851.8	843.7	829.8	825.0	812.6	804.6	800.3	798.1
7.5°	854.5	856.6	855.5	842.1	821.2	794.9	772.4	754.7	735.9	732.7	731.6
10°	854.5	856.6	848.0	822.3	786.3	745.0	710.7	681.7	652.8	642.0	643.7
12.5°	852.3	853.4	833.5	792.2	740.2	683.9	635.6	587.9	550.9	528.3	524.0
15°	850.7	849.1	814.2	754.7	685.5	615.8	542.8	478.5	434.5	405.0	401.2
17.5°	850.7	844.8	791.2	711.8	626.0	529.9	433.4	363.7	314.9	297.7	297.2
20°	851.8	838.9	766.5	667.3	551.9	428.0	323.4	263.9	245.7	243.0	243.5
22.5°	852.8	830.9	739.7	616.8	469.3	319.1	231.2	209.7	211.3	217.8	217.2
25°	851.8	820.1	708.0	560.5	379.2	230.1	186.7	181.3	191.0	198.5	200.6
27.5°	849.1	806.2	674.2	493.5	289.1	181.3	163.1	162.5	172.2	179.2	178.6
30°	841.0	789.6	635.1	422.7	208.7	154.5	147.0	148.6	155.0	161.5	161.5
32.5°	832.5	770.8	593.8	345.4	160.4	140.0	137.3	137.8	142.1	147.0	146.4
35°	823.3	752.5	551.4	265.0	140.5	131.4	130.3	129.8	131.4	132.5	132.5
37.5°	818.0	736.5	504.7	199.5	129.8	126.0	123.9	121.8	121.2	120.1	119.1
40°	820.1	725.7	459.7	154.5	123.4	120.1	116.9	113.7	111.6	110.5	110.0
42.5°	835.1	722.5	409.8	133.0	117.5	114.8	110.5	105.1	103.0	103.0	102.4
45°	870.0	732.2	363.1	122.3	112.1	108.9	101.9	98.2	96.5	97.1	97.1
47.5°	924.7	759.5	321.3	116.9	108.3	103.5	95.5	91.7	90.6	91.2	91.2
50°	1006.8	811.0	278.4	112.1	104.1	97.6	90.6	86.4	84.7	84.7	84.7
52.5°	1126.9	895.8	247.3	108.9	100.3	92.8	85.8	81.0	78.8	78.8	78.3
55°	1273.4	1006.2	235.5	106.7	95.5	88.5	81.0	76.2	72.9	71.9	72.4
57.5°	1433.7	1149.5	252.6	106.2	90.1	83.7	76.2	70.3	67.0	66.5	66.0
60°	1599.0	1291.6	302.0	103.5	85.8	77.8	70.8	65.4	62.2	61.1	60.6
62.5°	1741.6	1433.2	383.5	101.4	82.6	72.4	64.9	60.1	57.4	55.8	55.8
65°	1913.8	1595.7	508.0	104.1	81.0	67.0	59.5	55.2	53.1	51.5	51.5
67.5°	2148.7	1836.6	602.4	116.9	84.7	62.8	53.6	50.4	48.8	47.7	47.7
70°	2379.9	1971.7	418.9	137.3	94.4	59.0	48.3	46.1	45.1	44.0	44.0
71°	2376.7	1899.3	314.9	142.1	97.6	57.9	46.1	44.5	43.4	42.9	42.4
72.5°	2257.6	1726.6	225.8	137.8	96.0	54.7	43.4	41.8	40.8	40.8	40.2
75°	2024.8	1521.7	176.5	115.3	80.5	48.8	38.6	37.5	36.5	35.9	36.5
77.5°	1659.0	1217.6	138.9	91.2	61.1	40.2	34.3	32.7	32.2	31.6	32.2
80°	762.2	530.5	101.4	70.8	45.6	32.2	29.0	28.4	27.9	27.4	27.4
82.5°	183.4	148.6	54.2	47.2	31.1	24.7	23.1	23.1	23.1	22.5	22.5
85°	40.2	40.2	22.0	22.0	18.8	17.2	18.2	18.2	18.2	17.2	17.2
87.5°	2.1	6.4	7.0	10.2	10.7	10.2	12.3	12.9	12.3	11.8	11.3
90°	0.0	0.0	0.0	0.0	0.0	0.0	0.0	0.0	0.0	0.0	0.0

(END OF REPORT)